

**Objectives and investment policy****Objectives**

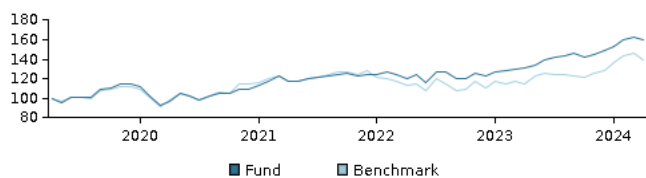
The target of investment activities is to achieve long-term value increase on the invested assets through active asset management pursuant to the Act on Common Funds and the fund's regulations.

**Investment policy**

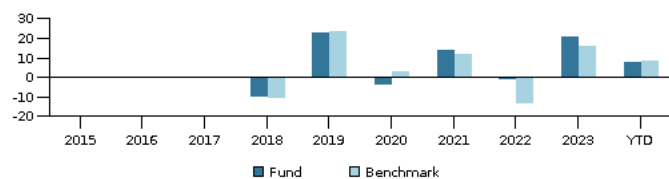
The assets are invested in publicly traded equities and equity-linked securities of companies listed in Japan. The objective is, through equity selection, to achieve a return that outperforms the average return on the Japanese equity market. The fund is categorised as article 8 under SFDR and promotes environmental and/or social characteristics, as well as good governance practices, through screening, exclusions, investment analysis and decision-making as well as active ownership. The fund follows Danske Invest's responsible investment policy. The returns, such as dividends and interest, will be reinvested. The fund's base currency is the euro.

It is generally expected that the fund's holdings, and therefore its performance, may differ significantly from those of the benchmark. The fund suits investors who seek high returns and asset value increases, while tolerating substantial value fluctuations or even decreases. The fund is suitable as part of a diversified investment portfolio. Investors may subscribe for and redeem fund units on every banking day.

Recommendation: This fund may not be appropriate for investors who plan to withdraw their money within 5 years.

**Return in the period: 30.04.2019 - 30.04.2024**

The default for the chart is the return for the past 5 years as of end of month or, if the fund is less than 5 years old, since launch. Past performance is not a reliable indicator of future results. Future returns may be negative. The return may increase and decrease as a result of currency fluctuations if the fund is issued in a currency other than the currency used in the country in which you are domiciled.

**Annual return as of 30.04.2024, %****Annual return as of 30.04.2024**

|              | 2019 | 2020 | 2021 | 2022  | 2023 | YTD  |
|--------------|------|------|------|-------|------|------|
| Fund, %      | 22.8 | -4.1 | 14.0 | -1.0  | 20.6 | 7.7  |
| Benchmark, % | 23.7 | 3.1  | 12.1 | -13.7 | 16.0 | 8.3  |
| Dividend     | 0.03 | 0.04 | 0.04 | 0.04  | 0.04 | 0.05 |

**Return as of 30.04.2024**

|              | 1 mth. | 3 mth. | 1 year | 3 years | 5 years |
|--------------|--------|--------|--------|---------|---------|
| Fund, %      | -1.1   | 4.5    | 22.6   | 36.4    | 60.7    |
| Benchmark, % | -5.0   | 2.1    | 21.0   | 18.4    | 39.7    |

**Charges**

|                   |       |
|-------------------|-------|
| Ongoing charge    | 0.98% |
| Max. entry charge | 0.00% |
| Max. exit charge  | 1.00% |
| Performance fee   | 0.00% |

**Manager****Name:**

Takuya Kamiishi  
Sumitomo Mitsui DS Asset Management

**Title:**

Portfolio Manager

**Background:**

BA in Economics, CMA

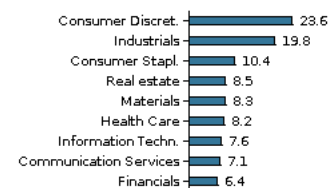
**Years of experience:**

14

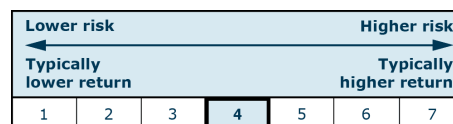
**10 largest holdings as of 27.03.2024 \*)**

| Name of investment/security    | Weight |
|--------------------------------|--------|
| Nissan Motor Co. Ltd.          | 5.8%   |
| Mitsubishi Estate Co. Ltd.     | 5.3%   |
| Honda Motor Co. Ltd.           | 5.0%   |
| Softbank Group Corp.           | 4.0%   |
| Kubota Corp.                   | 3.1%   |
| Subaru Corp.                   | 2.7%   |
| Murata Manufacturing Co. Ltd.  | 2.5%   |
| Daiichi Sankyo Co. Ltd.        | 2.2%   |
| Mitsubishi Ufj Financial Group | 2.2%   |
| M3 Inc.                        | 2.1%   |

\*) Please note that all holdings are delayed with 1 month.

**Asset allocation: Sectors as of 27.03.2024, %****Risk indicator**

The summary risk indicator is a guide to the level of risk of this product compared to other products.

**Risk key figures for the period 30.04.2021 - 30.04.2024**

|                          |       |
|--------------------------|-------|
| Average annual return, % | 10.91 |
| Sharpe Ratio             | 0.88  |
| Volatility               | 10.02 |
| Tracking Error           | 7.22  |
| Information Ratio        | 0.65  |

**Basic information**

|                                   |                       |
|-----------------------------------|-----------------------|
| ISIN code                         | FI4000312178          |
| Benchmark                         | MSCI Japan (TR) Index |
| Website                           | www.danskeinvest.fi   |
| Fund domicile                     | Finland               |
| Currency                          | EUR                   |
| Net asset value (NAV), 14.05.2024 | 1.16513               |
| Morningstar Rating                | ★★★★★                 |

## Disclaimer & contact information

This fact sheet has been prepared as marketing communication by Danske Bank A/S ("Danske Bank"). Danske Bank is under supervision by the Danish Financial Supervisory Authority (Finanstilsynet).

This fact sheet has been prepared for informational purposes only and it is not to be relied upon as investment, legal, tax, or financial advice. You must consult with your advisor as to the legal, tax, financial or other matters relevant to the suitability and appropriateness of a potential investment.

This fact sheet is not an offer or solicitation of any offer to purchase or sell any financial instrument, this includes instruments distributed by third parties. Whilst reasonable care has been taken to ensure that the contents of this publication is fair, true, and not misleading, no guarantee is made as to its accuracy or completeness and no liability is accepted for any loss arising from reliance on it. Danske Bank accepts no responsibility for the accuracy and/or completeness of any third party information obtained from sources Danske Bank believes to be reliable but which have not been independently verified.

The returns presented in this fact sheet are historical. Historical returns are not indicative of future return and investors may incur losses on their investments. The return may increase and decrease as a result of currency fluctuations if the fund is issued in a currency other than the currency used in the country in which you are domiciled.

This fact sheet nor any copy of it may be taken or transmitted into the United States of America, its territories or possessions (the 'United States') or distributed directly or indirectly in the United States or to any U.S. person (as defined in Regulation S under the U.S Securities Act of 1933, as amended), including any national or resident of the United States, or any corporation, partnership or other entity organised under the laws of the United States.

Any information or opinions contained in this fact sheet are not intended for distribution to or use by any person in any jurisdiction or country where such distribution or use would be unlawful.

Please refer to the prospectus and the key information document before making any final investment decision. The prospectus, the key information document of the fund and information regarding complaints handling (investor rights) can be obtained at <https://documents.danskeinvest.com> -> press relevant fund.

If the fact sheet relates to an ESG-fund or a fund with a sustainable investment objective, you can find more information about the sustainability aspects of the fund at <https://documents.danskeinvest.com> -> press relevant fund.

The decision to invest in an ESG-fund or a fund with a sustainable investment objective should take into account all the environmental and/or social characteristics of the fund, or sustainable investment objective as described in the Prospectus.

Danske Invest Rahastoyhtiö Oy may decide to terminate the arrangements made for the marketing of its funds.

Copyright © Danske Bank A/S. All rights reserved. This publication is protected by copyright and may not be reproduced in whole or in part without permission.

Danske Bank A/S  
Bernstorffsgade 40,  
DK-1577 Copenhagen V, Denmark  
Company reg. no.: 61 12 62 28  
Tel. +45 45 13 96 00  
Fax +45 45 14 98 03  
[www.danskebank.dk](http://www.danskebank.dk)